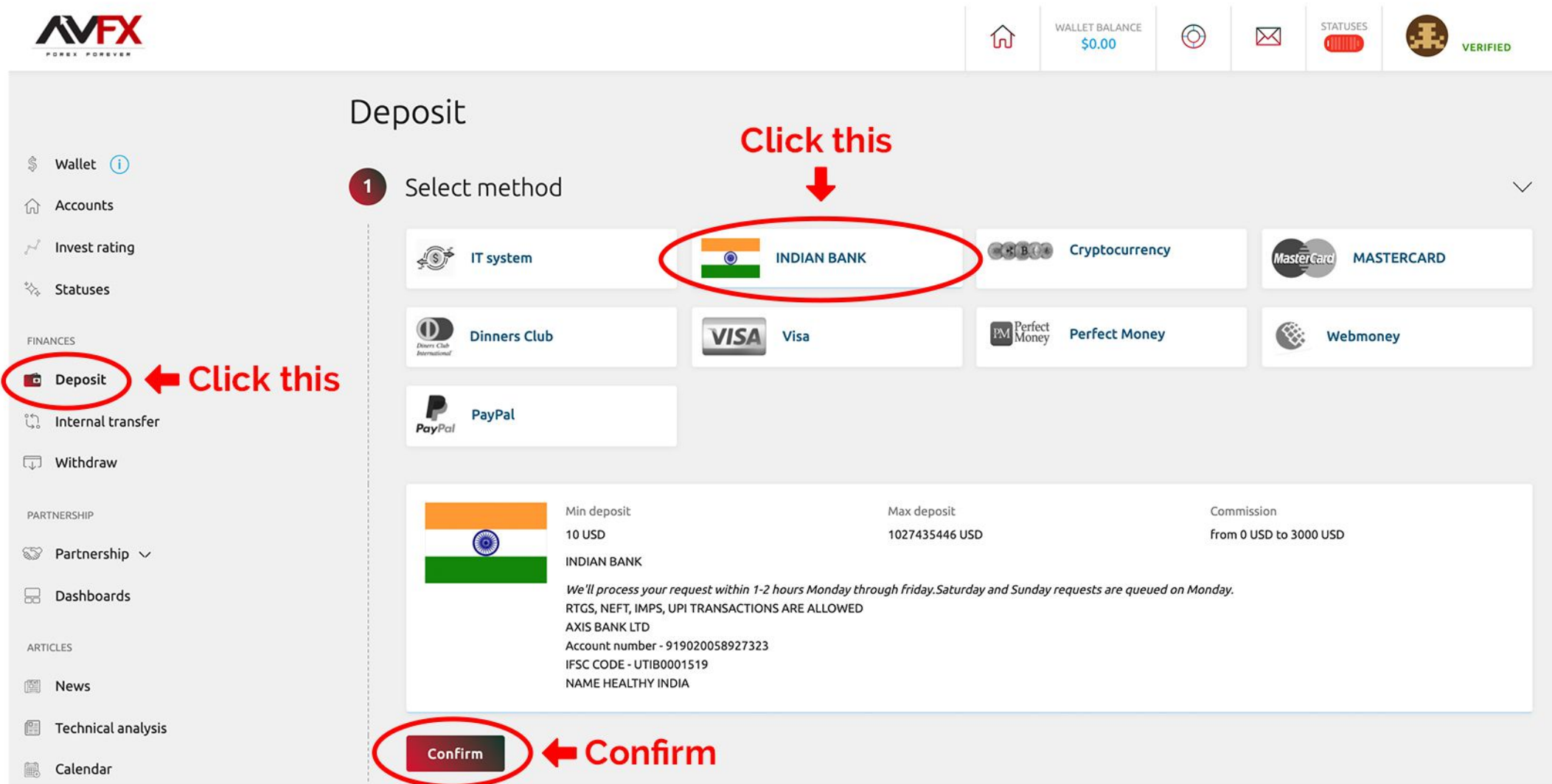


The screenshot shows the AVFX Capital website interface. At the top, there is a navigation bar with the AVFX logo, a language selector, and buttons for 'Create Account', 'Log In', and 'Copy Trading (New)'. A red arrow points to the 'Log In' button with the text 'Click this'. Below the navigation bar is a menu with links for Markets, Trading Accounts, Trading, Partnership, Promotion, Calenders, Education, Refer a Friend, and About Us. The main content area features a large blue banner for 'Introducing COPY TRADING' with the text 'Let's The Top Traders Work for You' and 'AVFX Capital's Copy Trading allows you to find, follow and copy successful traders automatically.' A red button labeled 'START COPY TRADING' is visible. The banner also displays three smartphone screens showing trader profiles: Willow (#01) with a profit of +25%, Scarlett with a profit of +25%, and Madison with a profit of +25%. A third screen shows Julian with a profit of +25%. A large green arrow points from the Willow profile to the other three. In the bottom right corner, there is a speech bubble that says 'WE ARE ONLINE NOW!' and a green button labeled 'Online'. The footer contains the text 'Invest with Fast Direct Execution' and '24/5 hours trading | Regular opportunities | Wide range of FX pairs | Trade on leverage'.

- Go to [www.avfxcapital.com](http://www.avfxcapital.com) and Log in




The screenshot shows the MFX website's deposit interface. On the left is a navigation menu with 'Deposit' highlighted. The main area is titled 'Deposit' and shows a list of payment methods. 'INDIAN BANK' is circled in red, with an arrow pointing to it from the text 'Click this'. Below the list, a table provides details for the Indian Bank deposit, including a 'Confirm' button circled in red with an arrow pointing to it from the text 'Confirm'.

**Deposit**

1 Select method

**Click this** ↓

- IT system
- INDIAN BANK**
- Cryptocurrency
- MASTERCARD
- Dinners Club
- VISA Visa
- Perfect Money
- Webmoney
- PayPal

	Min deposit	Max deposit	Commission
	10 USD	1027435446 USD	from 0 USD to 3000 USD
<b>INDIAN BANK</b> <i>We'll process your request within 1-2 hours Monday through Friday. Saturday and Sunday requests are queued on Monday.</i> RTGS, NEFT, IMPS, UPI TRANSACTIONS ARE ALLOWED AXIS BANK LTD Account number - 919020058927323 IFSC CODE - UTIB0001519 NAME HEALTHY INDIA			

**Confirm** ← **Confirm**

- Click the **“Deposit”** tab
- Select **“Indian Bank”** option and click **“Confirm”**

## Deposit

1 Select method

2 Specify the sum

Wallet  Account

Wallet balance: 0.00 USD

Amount  
1000

Currency  
INR

You will get **13.21 USD**

Current conversion course: from 0 USD to 3000 USD

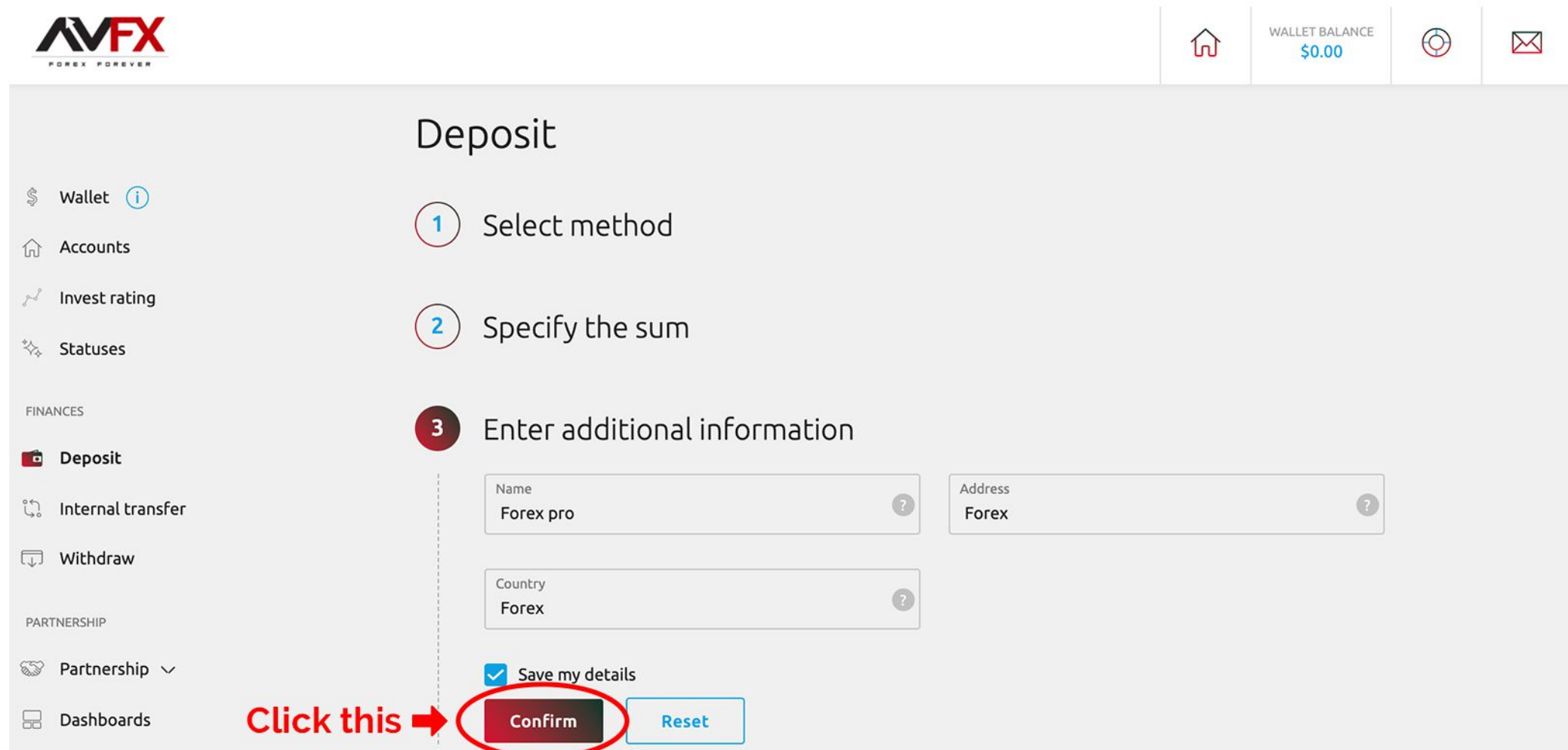
 The amount of translation may differ! Conversion is carried out at the rate of currencies at the time of translation

**Continue**

← **Click this**

3 Enter additional information

- Put the amount you want to deposit.
- Since it is an Indian bank , currency will be *INR*.
- Click “**Continue**” to proceed.



The screenshot shows the MFX user interface for depositing funds. At the top left is the MFX logo. The top right navigation bar includes a home icon, a wallet balance of \$0.00, a target icon, and an email icon. A left sidebar menu lists various options: Wallet, Accounts, Invest rating, Statuses, FINANCES, Deposit (highlighted), Internal transfer, Withdraw, PARTNERSHIP, Partnership, and Dashboards. The main content area is titled "Deposit" and features a three-step process: 1. Select method, 2. Specify the sum, and 3. Enter additional information. Step 3 is the active step, showing input fields for Name (Forex pro), Address (Forex), and Country (Forex). A "Save my details" checkbox is checked. At the bottom, a red arrow points to a "Confirm" button, which is circled in red, next to a "Reset" button.

- Fill up the necessary information needed.
  - Click “**Confirm**” to proceed.

## Deposit 19484

 INDIAN BANK	Amount	Id	Date	Payment system	Commission	Status
	973.3 INR	19484	September 15, 2021	INDIAN BANK	26.7 INR	● WAITING FOR MONEY

### Payment proof

Upload payment proof

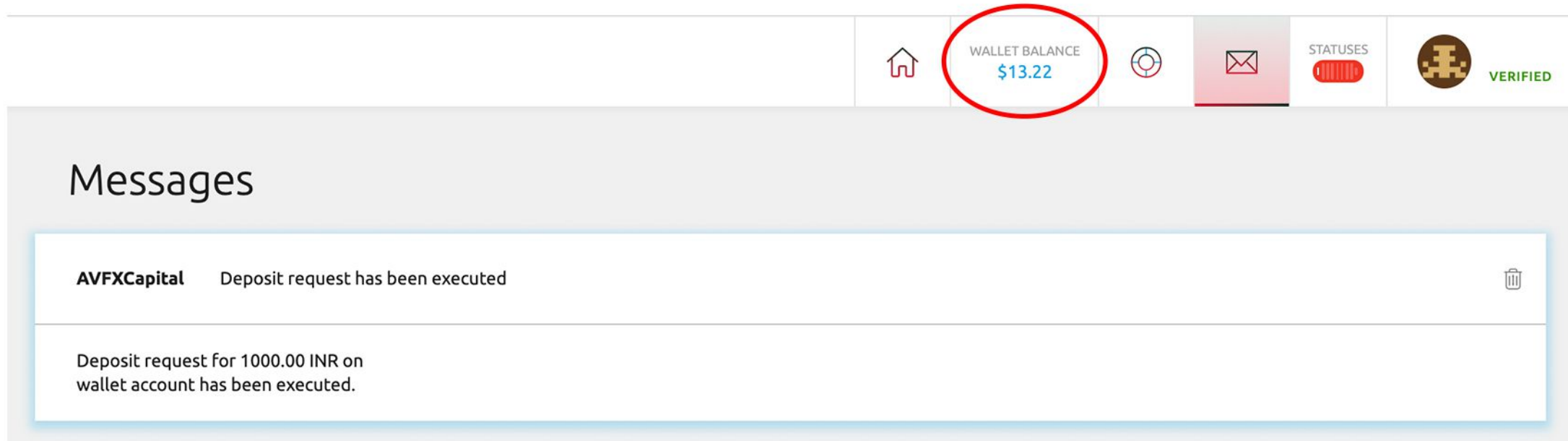
Click this →

+ Drop your attachments here

JPG, PNG, DOC, DOCX, PDF

Amount edit history 

- Provide your proof of payment. Submit the copy of receipt or deposit slip.
  - Wait for the confirmation of the payment.



The screenshot shows a trading platform interface. At the top, there is a navigation bar with several icons: a home icon, a wallet balance icon (circled in red) showing "WALLET BALANCE \$13.22", a chart icon, a message icon, a "STATUSES" icon, and a "VERIFIED" icon. Below the navigation bar, the "Messages" section is visible, containing a message from "AVFXCapital" stating "Deposit request has been executed". The message content reads: "Deposit request for 1000.00 INR on wallet account has been executed."

- You will receive a notification that your deposit is confirmed.
- Deposit will reflect on your **“Wallet Balance”**.