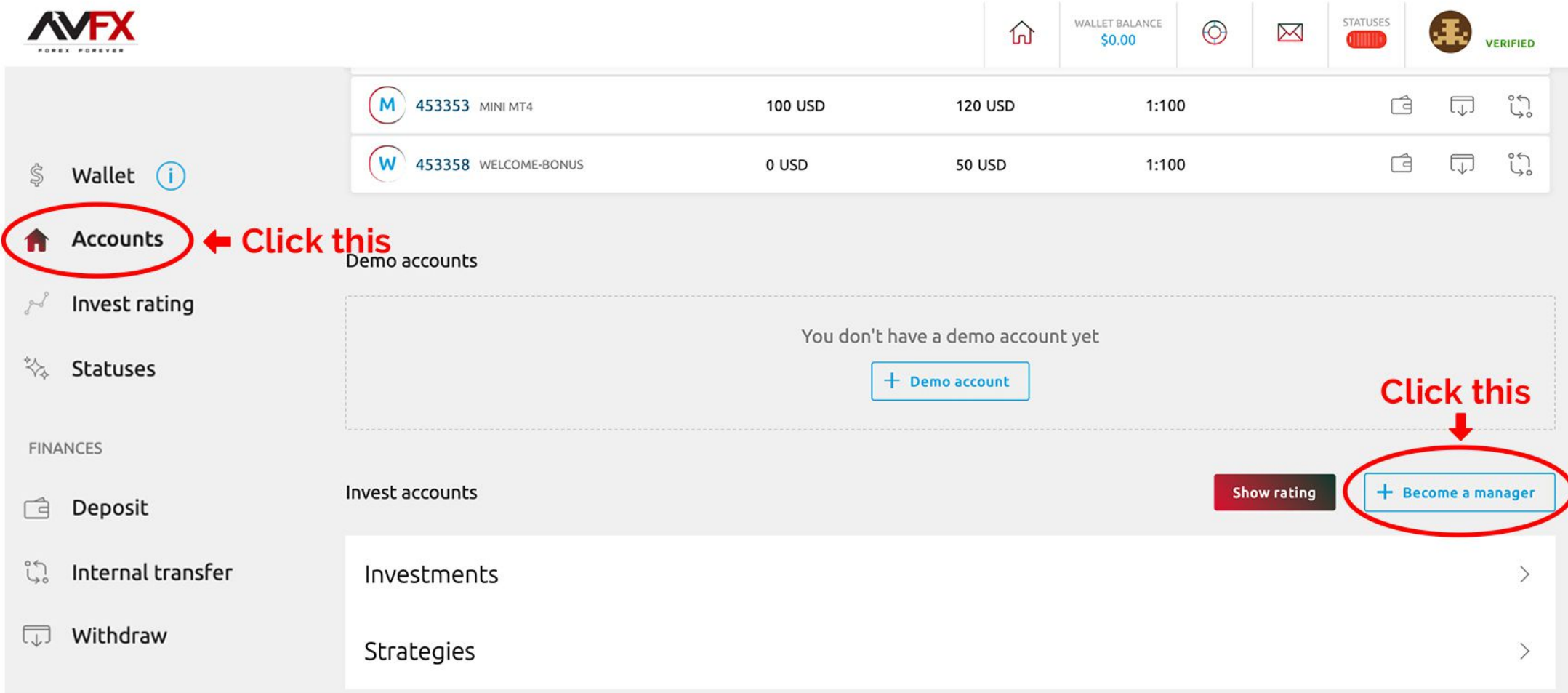


The screenshot shows the AVFX Capital website interface. At the top, there is a navigation bar with the AVFX logo and the text "FOREX FOREVER". To the right of the logo, there is a "Select Language" dropdown menu, a "Create Account" button, a "Log In" button (circled in red with an arrow pointing to it from the text "Click this"), and a "Copy Trading (New)" button. Below the navigation bar, there is a horizontal menu with links for "Markets", "Trading Accounts", "Trading", "Partnership", "Promotion", "Calenders", "Education", "Refer a Friend", and "About Us". The main content area features a large blue banner with the text "Introducing COPY TRADING" and "Let's The Top Traders Work for You". Below this, there is a description: "AVFX Capital's Copy Trading allows you to find, follow and copy successful traders automatically." A large green arrow points from a smartphone displaying a trader profile for "Willow" (Profit +25%) to three other smartphones displaying profiles for "Scarlett", "Madison", and "Julian", all with a profit of +25%. A red button labeled "START COPY TRADING" is positioned below the text. In the bottom right corner, there is a speech bubble that says "WE ARE ONLINE NOW!" and a "Create Live Account" button. The footer contains the text "Invest with Fast Direct Execution" and "24/5 hours trading | Regular opportunities | Wide range of FX pairs | Trade on leverage".

- Go to www.avfxcapital.com and Log in



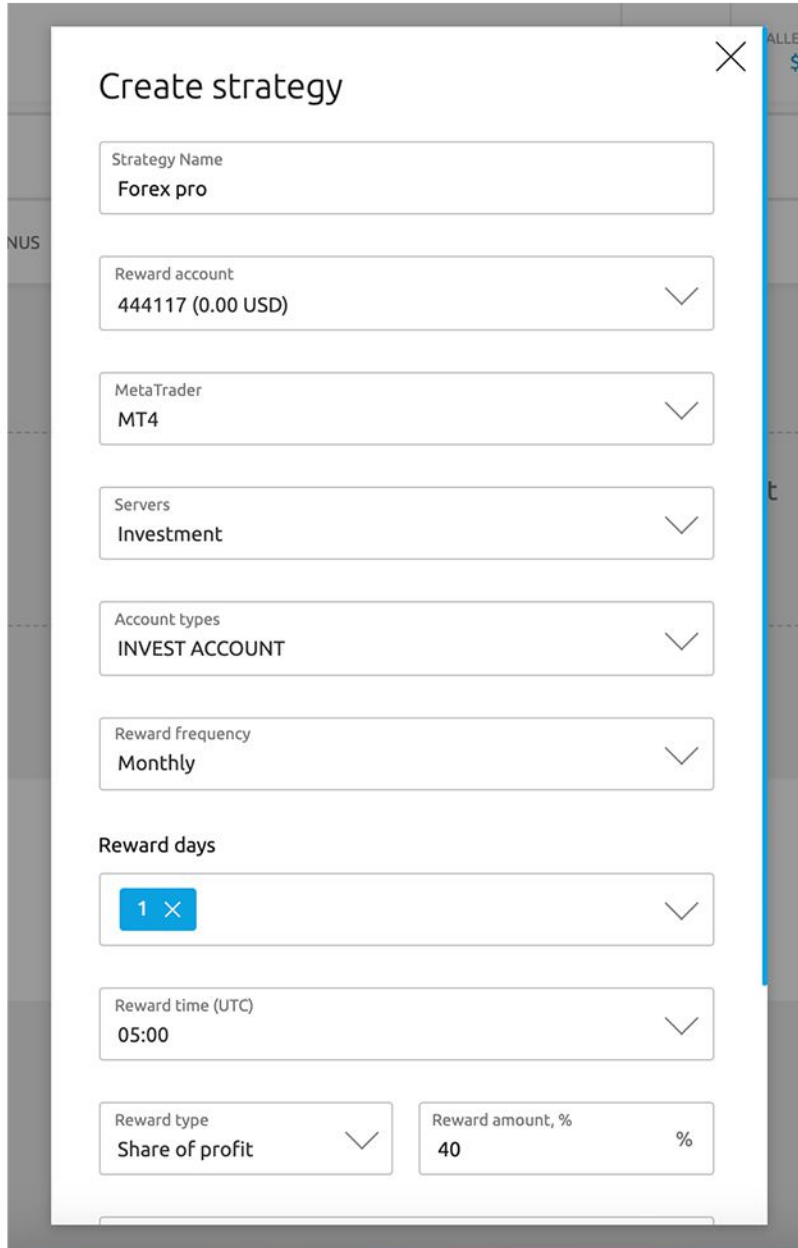
The screenshot shows the AMFX trading platform interface. At the top, there is a navigation bar with icons for home, wallet balance (\$0.00), a target icon, an envelope icon, a status icon, and a verified user icon. Below this is a table of accounts:

Account Type	Account ID	Account Name	Current Balance	Target Balance	Lot Size	Actions
Mini MT4	453353	MINI MT4	100 USD	120 USD	1:100	[Folder] [Down Arrow] [Refresh]
Welcome Bonus	453358	WELCOME-BONUS	0 USD	50 USD	1:100	[Folder] [Down Arrow] [Refresh]

On the left sidebar, the 'Accounts' tab is highlighted with a red circle and a red arrow pointing to it with the text 'Click this'. Below the 'Accounts' tab, there is a section for 'Demo accounts' with a message: 'You don't have a demo account yet' and a '+ Demo account' button. Further down, there is a section for 'Invest accounts' with a 'Show rating' button and a '+ Become a manager' button, which is also highlighted with a red circle and a red arrow pointing to it with the text 'Click this'. Below the 'Invest accounts' section, there are two options: 'Investments' and 'Strategies', each with a right-pointing arrow.

- Go to “**Accounts**” tab and scroll down.
- Click “**+ Become a Manager**”

How to Open a Fund Manager Account in Copy Trading



Create strategy

Strategy Name
Forex pro

Reward account
444117 (0.00 USD)

MetaTrader
MT4

Servers
Investment

Account types
INVEST ACCOUNT

Reward frequency
Monthly

Reward days
1

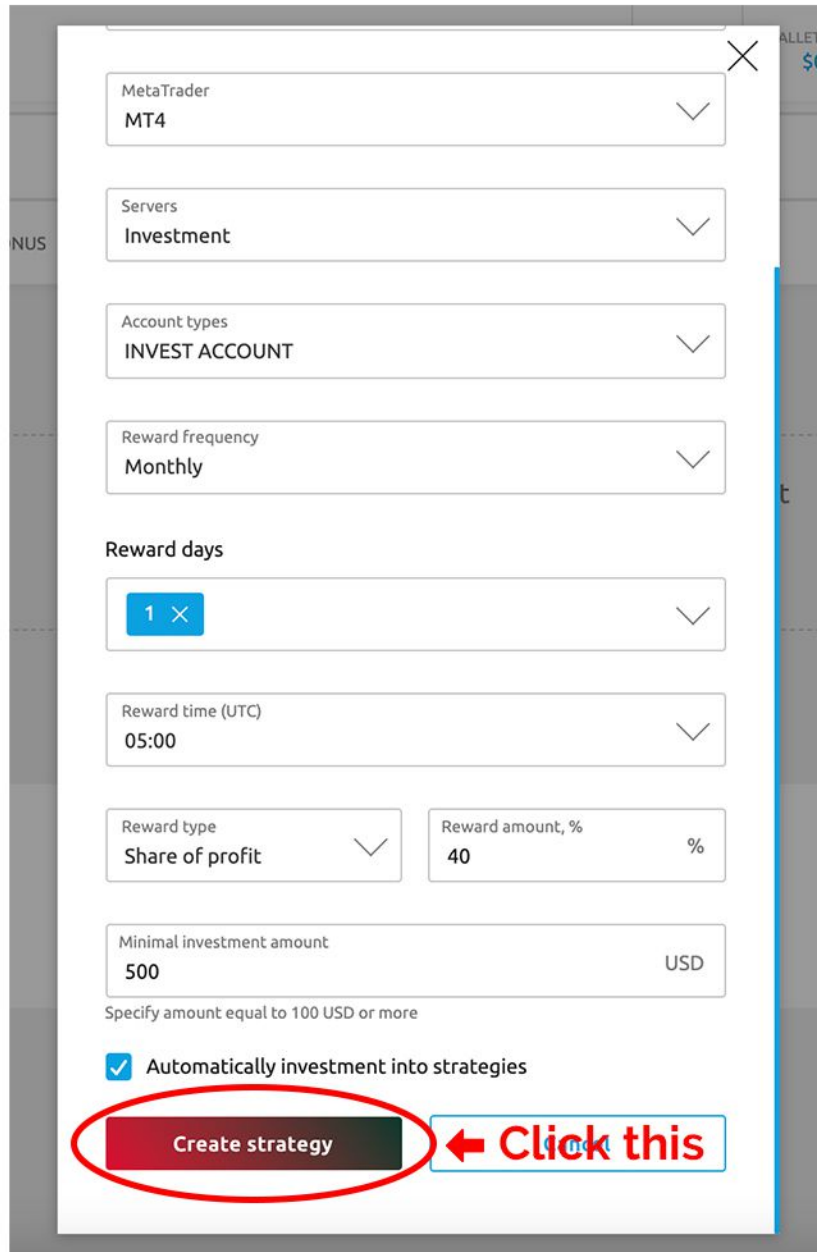
Reward time (UTC)
05:00

Reward type
Share of profit

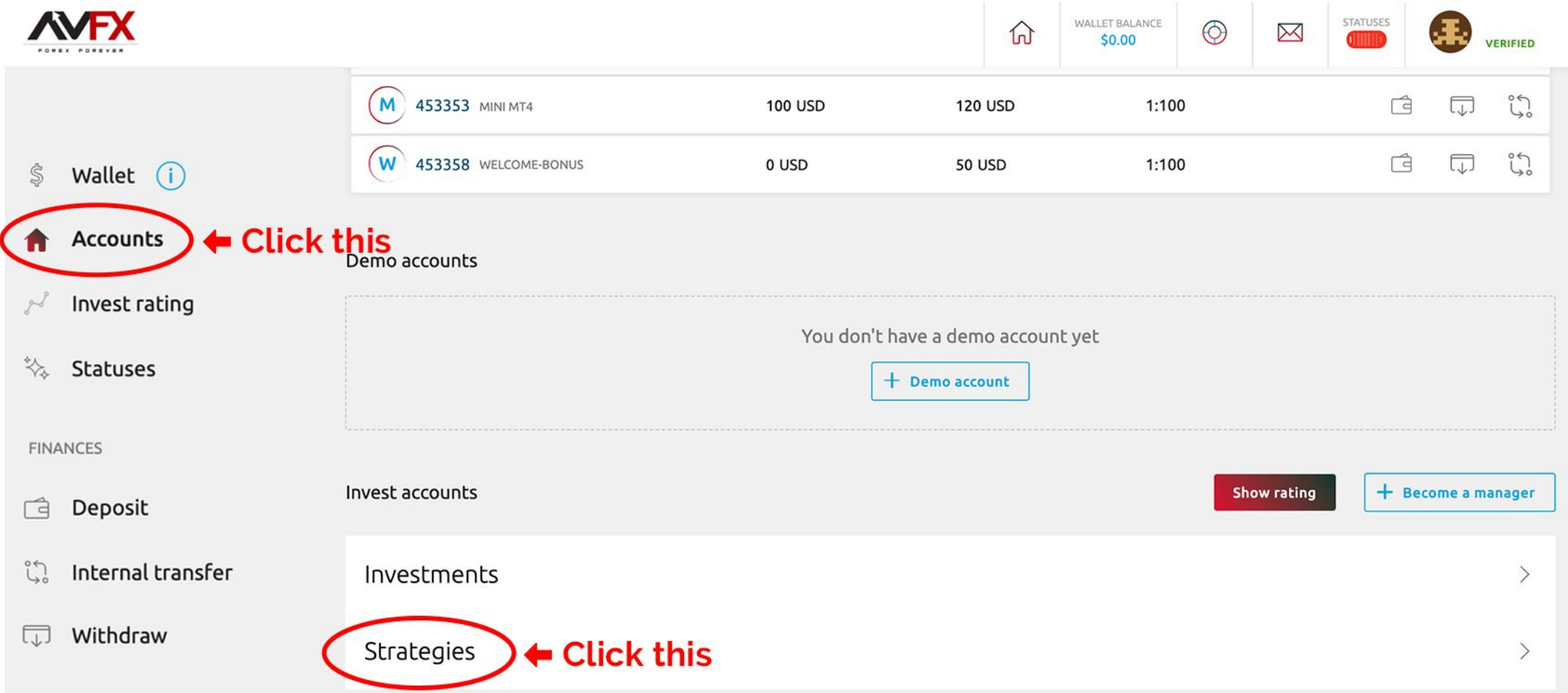
Reward amount, %
40 %

- Now Create a Strategy
- Put your Strategy name as per your choice
 - Select the account you choose to get the trading commission.
 - Select MT4
 - Select the Investment Account
 - Select Invest Account

How to Open a Fund Manager Account in Copy Trading



- Select your rewards frequency if you prefer to get your commission “**Monthly** or **Weekly**”.
- If your choose **Monthly**; choose which day of the month you wish to receive commission.
- If your choose **Weekly**; choose which day of the week you wish to receive commission.
 - Select the **TIME** you choose to get the commission.
- Choose your Reward type:
 - Share of Profit** = Share from client’s accounts profit and the percentage of your commission. Commission Percentage is between (1-50%) according to your preference.
 - High Water Mark** = Highest profit that you generated in the client’s account.
- Put your minimal investment account as per your choice.
- Select “**Create Strategy**”

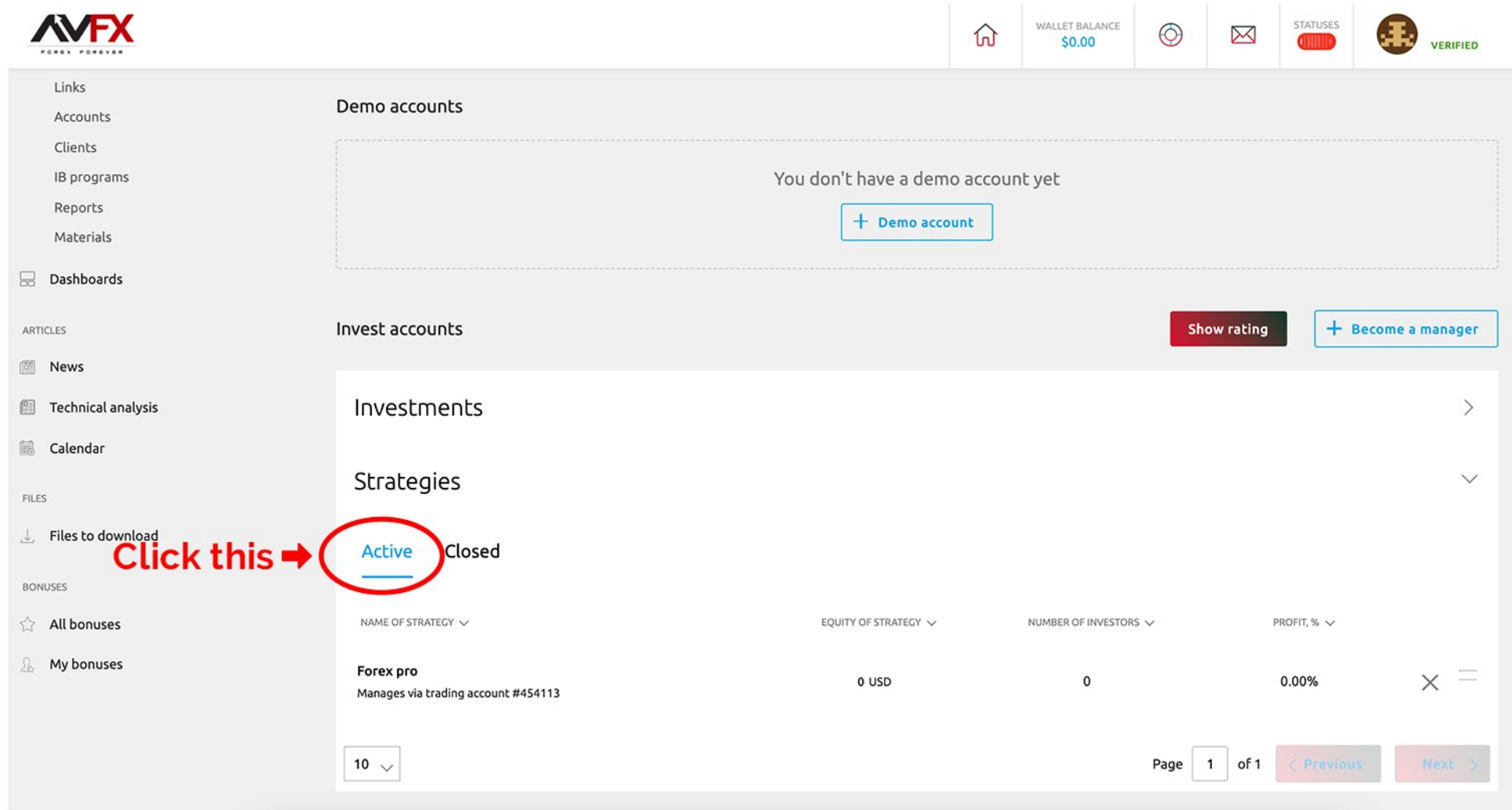


The screenshot shows the AMFX user interface. At the top right, there is a navigation bar with icons for home, wallet balance (\$0.00), a target icon, an envelope icon, a status icon, and a verified user icon. Below this is a table of accounts:

Account Type	Account ID	Account Name	Current Balance	Target Balance	Lot Size	Actions
Mini MT4	453353	MINI MT4	100 USD	120 USD	1:100	[Folder] [Down Arrow] [Refresh]
Welcome Bonus	453358	WELCOME-BONUS	0 USD	50 USD	1:100	[Folder] [Down Arrow] [Refresh]

On the left sidebar, the 'Accounts' tab is circled in red with a red arrow pointing to it and the text 'Click this'. Below the 'Accounts' tab, there is a section for 'Demo accounts' with a message: 'You don't have a demo account yet' and a '+ Demo account' button. Further down, there is a section for 'Invest accounts' with a 'Show rating' button and a '+ Become a manager' button. At the bottom of the sidebar, the 'Strategies' tab is circled in red with a red arrow pointing to it and the text 'Click this'. The 'Strategies' section shows 'Investments' and 'Strategies' with right-pointing arrows.

- To check the results:
- Go to “Accounts” tab
- Click “Strategies”



The screenshot shows the MFX Copy Trading dashboard. The top navigation bar includes the MFX logo, a home icon, a wallet balance of \$0.00, a target icon, an envelope icon, a status icon, and a verified account icon. The left sidebar contains navigation links for Links, Accounts, Clients, IB programs, Reports, Materials, Dashboards, ARTICLES (News, Technical analysis, Calendar), FILES (Files to download), and BONUSES (All bonuses, My bonuses). The main content area is divided into 'Demo accounts' and 'Invest accounts'. The 'Demo accounts' section shows a message: 'You don't have a demo account yet' with a '+ Demo account' button. The 'Invest accounts' section features a 'Show rating' button and a '+ Become a manager' button. Below this is the 'Investments' section, which is expanded to show 'Strategies'. A red circle highlights the 'Active' filter, with a red arrow pointing to it and the text 'Click this →'. The 'Strategies' table lists one strategy: 'Forex pro' (Manages via trading account #454113) with 0 USD equity, 0 investors, and 0.00% profit. The table has columns for 'NAME OF STRATEGY', 'EQUITY OF STRATEGY', 'NUMBER OF INVESTORS', and 'PROFIT, %'. A pagination bar at the bottom shows 'Page 1 of 1' and 'Previous'/'Next' buttons.

- To check the results of your strategy:
- Click “**Active**” and select the Strategy you choose to check.