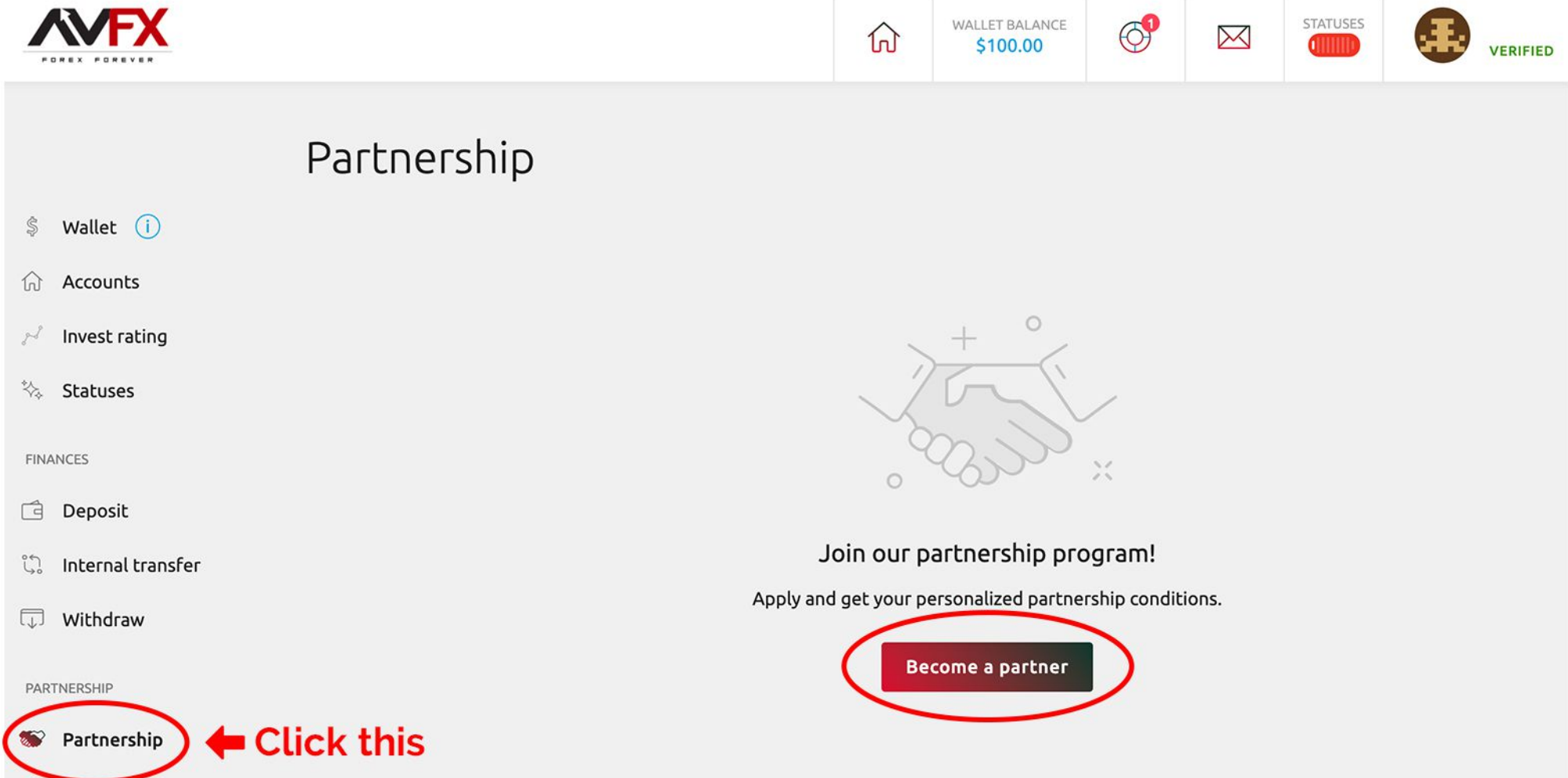


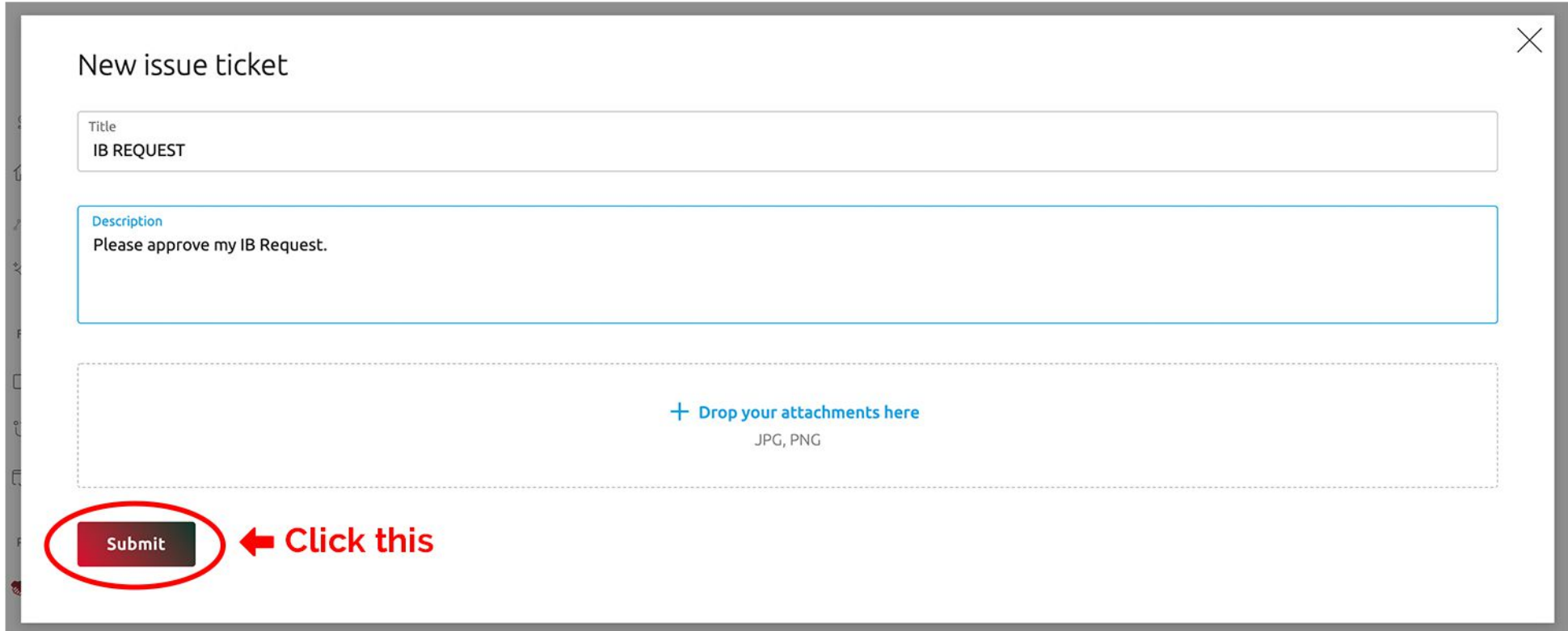
The screenshot shows the AVFX Capital website interface. At the top, there is a navigation bar with the AVFX logo and the text 'FOREX FOREVER'. To the right of the logo, there is a 'Select Language' dropdown menu, a 'Create Account' button, a 'Log In' button (circled in red with an arrow pointing to it from the text 'Click this'), and a 'Copy Trading (New)' button. Below the navigation bar, there is a horizontal menu with links for 'Markets', 'Trading Accounts', 'Trading', 'Partnership', 'Promotion', 'Calenders', 'Education', 'Refer a Friend', and 'About Us'. The main content area features a large blue banner for 'Introducing COPY TRADING'. The banner includes the text 'Let's The Top Traders Work for You' and 'AVFX Capital's Copy Trading allows you to find, follow and copy successful traders automatically.' Below this text is a red button that says 'START COPY TRADING'. The banner also displays three smartphone screens showing trader profiles: Willow (Profit +25%), Scarlett (Profit +25%), and Madison (Profit +25%). A large green arrow points from the Willow profile to the other two. In the bottom right corner of the banner, there is a speech bubble that says 'WE ARE ONLINE NOW!' and 'SPEAK TO US'. At the bottom of the page, there is a footer with the text 'Invest with Fast Direct Execution' and '24/5 hours trading | Regular opportunities | Wide range of FX pairs | Trade on leverage'. There is also a 'Create Live Account' button and an 'Online' indicator.

- Go to www.avfxcapital.com and Log in



The screenshot shows the MFX user interface. At the top left is the MFX logo with 'FOREX FOREVER' underneath. To the right of the logo is a navigation bar with icons for Home, Wallet Balance (\$100.00), a notification icon with a red '1', an envelope icon, a 'STATUSES' button with a red progress bar, and a 'VERIFIED' status with a gold coin icon. Below the navigation bar is a large grey area titled 'Partnership'. On the left side of this area is a sidebar menu with the following items: 'Wallet' (with an info icon), 'Accounts', 'Invest rating', 'Statuses', 'FINANCES' (a section header), 'Deposit', 'Internal transfer', 'Withdraw', and 'PARTNERSHIP' (a section header). Under 'PARTNERSHIP', the 'Partnership' tab is highlighted with a red circle and a red arrow pointing to it with the text 'Click this'. In the center of the main area is a large illustration of two hands shaking. Below the illustration, the text reads: 'Join our partnership program!' followed by 'Apply and get your personalized partnership conditions.' At the bottom of this central area is a dark red button with the text 'Become a partner', which is also circled in red.

- Click the “**Partnership**” tab
- Account & KYC should be Verified and approved.
- Select “**Become a Partner**” to join and proceed to next page



New issue ticket ✕

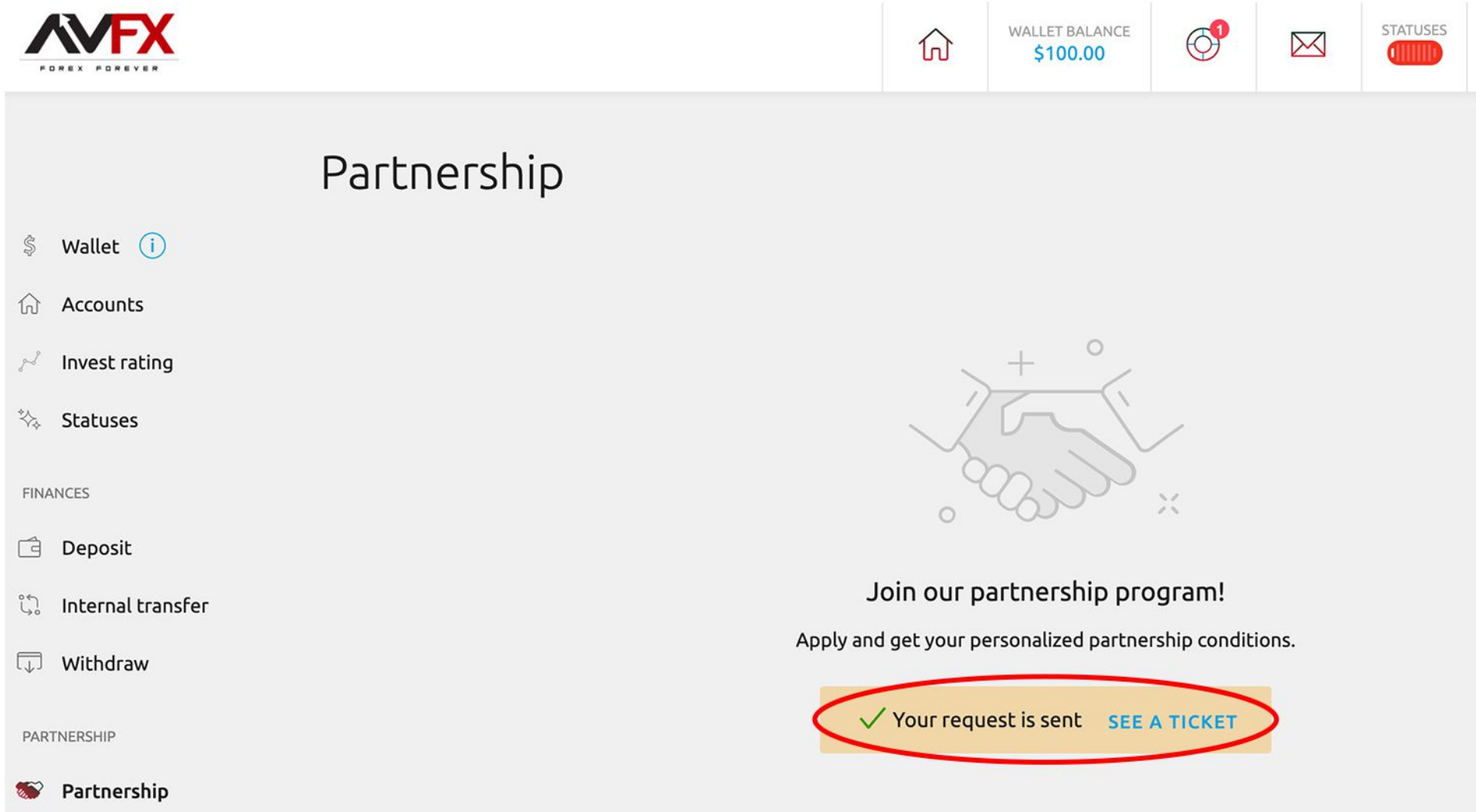
Title
IB REQUEST

Description
Please approve my IB Request.

+ Drop your attachments here
JPG, PNG

Submit ← Click this

- Create a request to become an IB.
- Select “**Submit**” to join and proceed to next page.



Partnership

- Wallet ⓘ
- Accounts
- Invest rating
- Statuses

FINANCES

- Deposit
- Internal transfer
- Withdraw

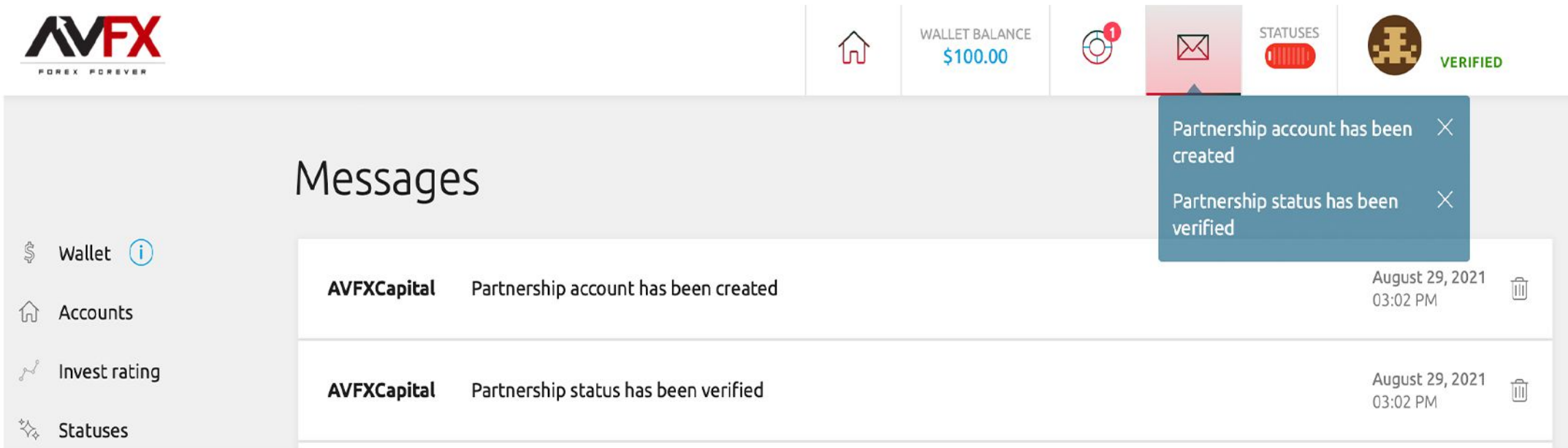
PARTNERSHIP

- Partnership



Join our partnership program!
Apply and get your personalized partnership conditions.

✓ Your request is sent [SEE A TICKET](#)

- Your request has been sent and wait for the confirmation.
- You can also talk to our Customer Support to follow-up.

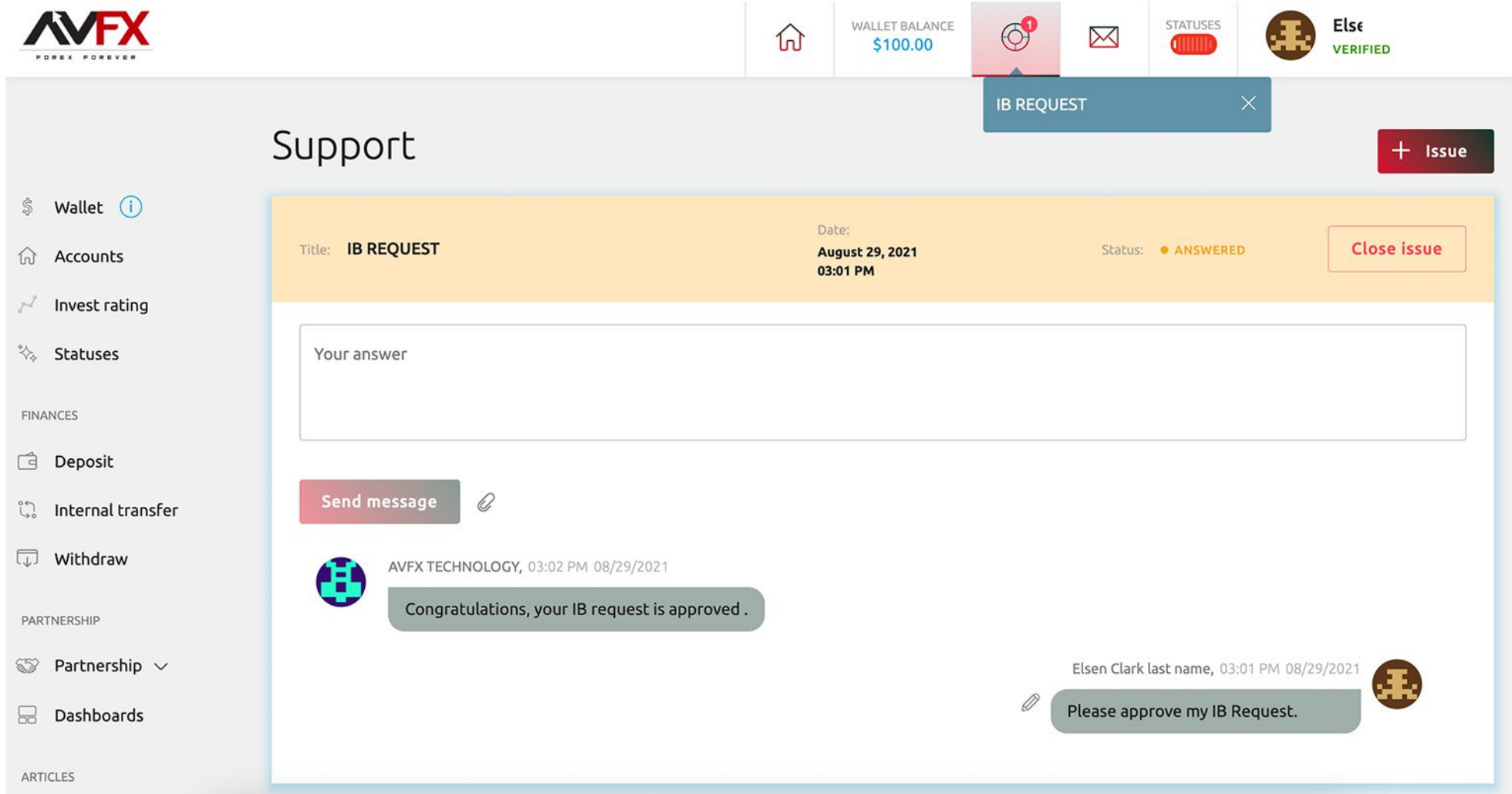


The screenshot shows the AVFX user interface. At the top, there is a navigation bar with the AVFX logo, a home icon, a wallet balance of \$100.00, a notification icon with a red '1', an envelope icon, a 'STATUSES' button, and a profile icon labeled 'VERIFIED'. Below the navigation bar, the 'Messages' section is displayed. On the left, there is a sidebar menu with 'Wallet', 'Accounts', 'Invest rating', and 'Statuses'. The main content area shows two messages from AVFXCapital:

AVFXCapital	Partnership account has been created	August 29, 2021 03:02 PM	
AVFXCapital	Partnership status has been verified	August 29, 2021 03:02 PM	

A blue notification box is overlaid on the messages, containing two messages: 'Partnership account has been created' and 'Partnership status has been verified', each with a close 'X' button.

- You will receive a message once partnership has been verified and approved.



The screenshot shows the AVFX user interface. At the top, there is a navigation bar with the AVFX logo, a home icon, a wallet balance of \$100.00, a notification icon with a red '1', an envelope icon, a 'STATUSES' button, and a profile icon for 'Else VERIFIED'. A blue 'IB REQUEST' notification box is overlaid on the top right. Below the navigation bar is a 'Support' section with a '+ Issue' button. The main content area shows a support ticket titled 'IB REQUEST' with a date of 'August 29, 2021 03:01 PM' and a status of 'ANSWERED'. A 'Close issue' button is visible. The ticket content shows a message from 'AVFX TECHNOLOGY, 03:02 PM 08/29/2021' with the text 'Congratulations, your IB request is approved.'. Below this is a 'Send message' button and a message from 'Elsen Clark last name, 03:01 PM 08/29/2021' with the text 'Please approve my IB Request.'. A left sidebar contains various navigation options: Wallet, Accounts, Invest rating, Statures, FINANCES, Deposit, Internal transfer, Withdraw, PARTNERSHIP, Partnership, Dashboards, and ARTICLES.

- You will receive a message in your inbox regarding approval of IB request.
- **Congratulations!** Your IB Request is approved!