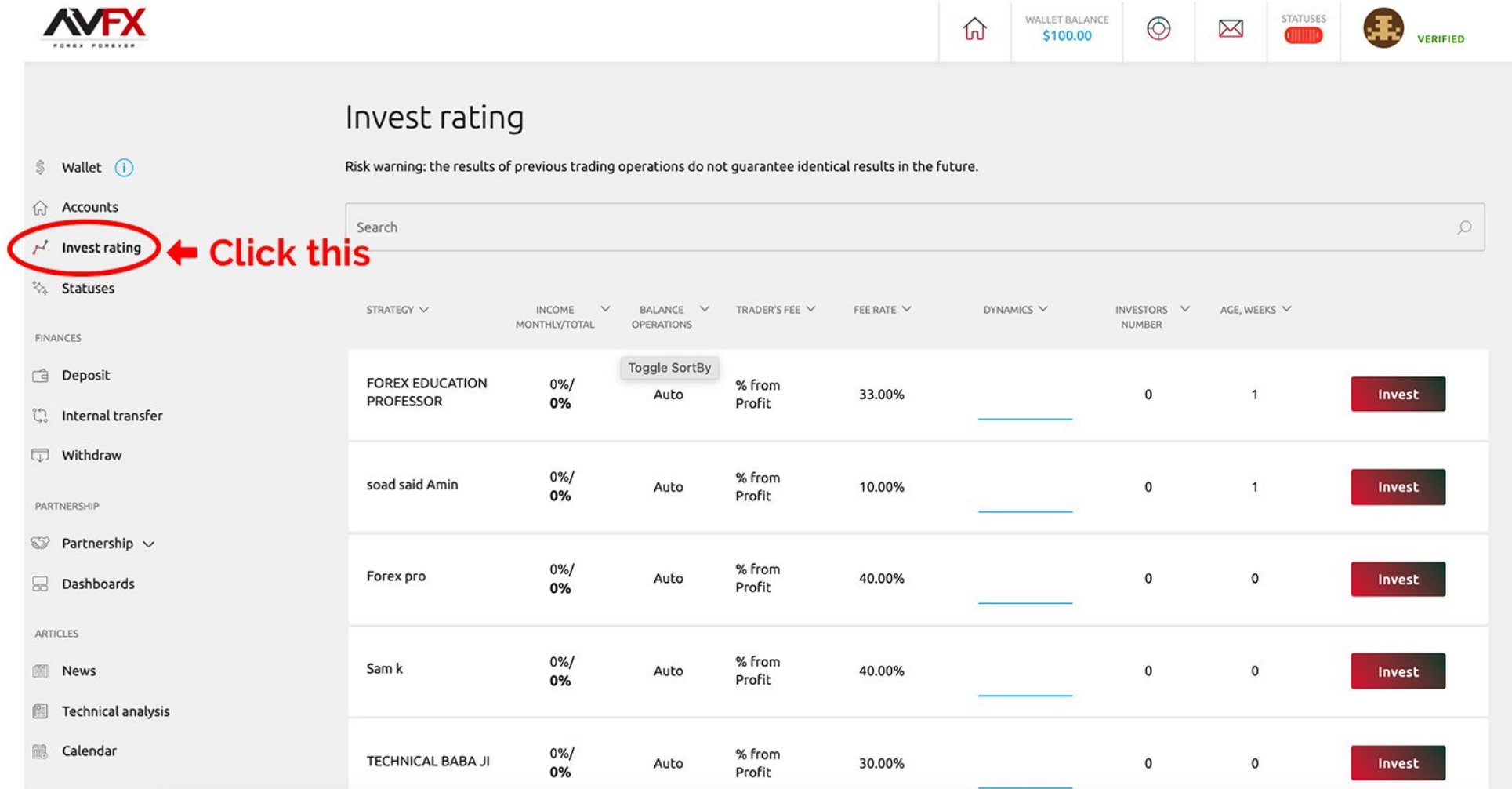


The screenshot shows the AVFX Capital website interface. At the top, there is a navigation bar with the AVFX logo and the text "FOREX FOREVER". Below the logo, there is a "Select Language" dropdown menu, a "Create Account" button, and a "Log In" button circled in red with an arrow pointing to it from the text "Click this". To the right of the "Log In" button is a "Copy Trading (New)" button. Below the navigation bar is a menu with links: Markets, Trading Accounts, Trading, Partnership, Promotion, Calenders, Education, Refer a Friend, and About Us. The main content area features a large blue banner with the text "Introducing COPY TRADING" and "Let's The Top Traders Work for You". Below this text is a paragraph: "AVFX Capital's Copy Trading allows you to find, follow and copy successful traders automatically." A red button labeled "START COPY TRADING" is positioned below the paragraph. To the right of the text is a large green arrow pointing towards three smartphone screens. The first screen shows a trader profile for "Willow" with a profit of "+25%". The second screen shows a trader profile for "Scarlett" with a profit of "+25%". The third screen shows a trader profile for "Madison" with a profit of "+25%". The fourth screen shows a trader profile for "Julian" with a profit of "+25%". In the bottom right corner, there is a speech bubble that says "WE ARE ONLINE NOW!" and a "Create Live Account" button. At the bottom of the page, there is a footer with the text "Invest with Fast Direct Execution" and "24/5 hours trading | Regular opportunities | Wide range of FX pairs | Trade on leverage". A URL is visible in the bottom left corner: "https://secured.avfxcapital.com/auth/login".

- Go to [www.avfxcapital.com](http://www.avfxcapital.com) and Log in



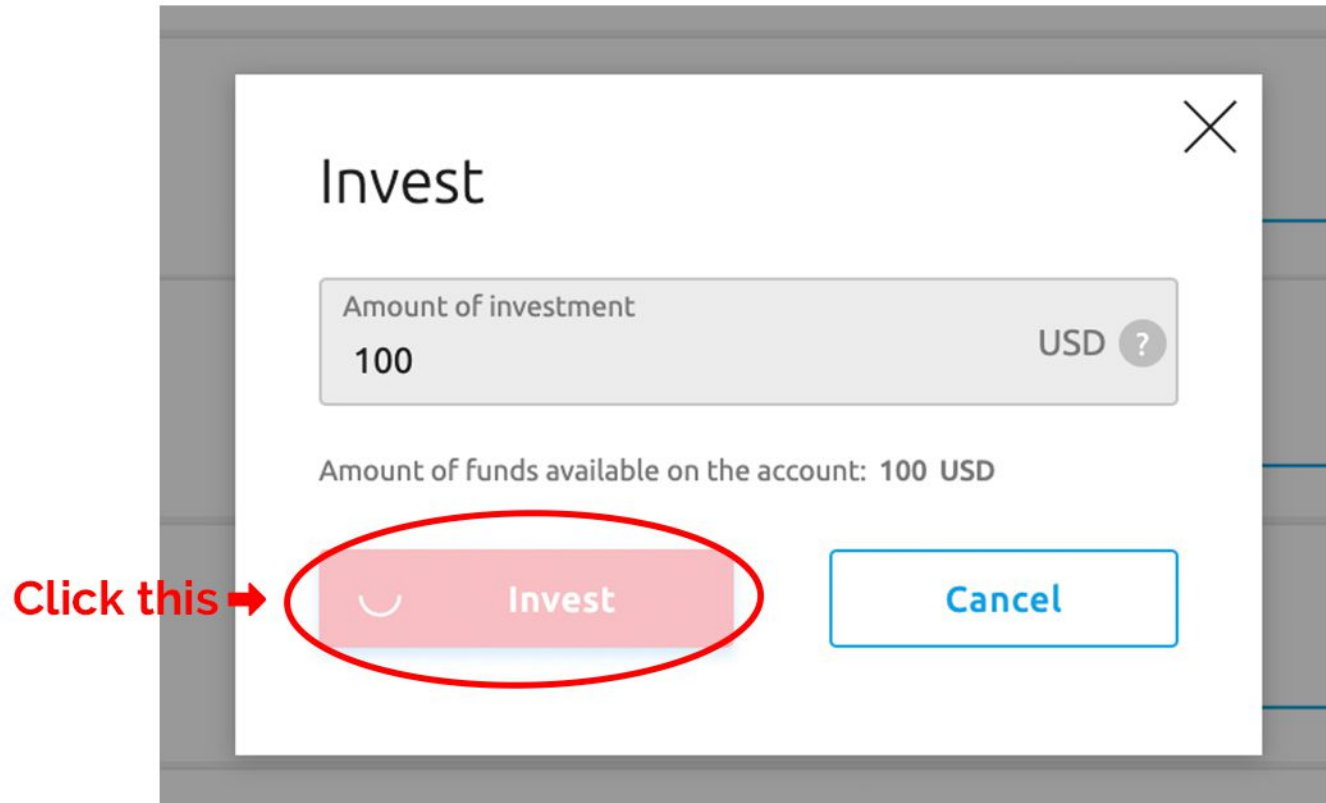
**Invest rating**

Risk warning: the results of previous trading operations do not guarantee identical results in the future.

Search

STRATEGY	INCOME MONTHLY/TOTAL	BALANCE OPERATIONS	TRADER'S FEE	FEE RATE	DYNAMICS	INVESTORS NUMBER	AGE, WEEKS	
FOREX EDUCATION PROFESSOR	0%/0%	Auto	% from Profit	33.00%		0	1	Invest
soad said Amin	0%/0%	Auto	% from Profit	10.00%		0	1	Invest
Forex pro	0%/0%	Auto	% from Profit	40.00%		0	0	Invest
Sam k	0%/0%	Auto	% from Profit	40.00%		0	0	Invest
TECHNICAL BABA JI	0%/0%	Auto	% from Profit	30.00%		0	0	Invest


- Click the **“Invest Rating”** and it will give the drop down option for the Strategies.
  - Choose the Strategies according to your preference.
  - You can see the trader’s fee, income and dynamics.



Minimum investment is \$100

- Once you have chosen the strategy and choose to invest, put the amount you wish to invest and proceed.
- Payment for Copy Trading should come from your accounts **“Wallet”** balance.

## Messages

**AVFXCapital** Internal transfer has been executed 

**AVFXCapital** New account created 

New INVEST ACCOUNT account has been created

Your credentials:

Server: Investment

Login: 454456

Investor Password: qTxB0Kz6

Enjoy new trading experience!

- Once your Copy Trading Investment is APPROVED, you will receive the Log-in credentials for your investor's account on the notification / inbox.



## Messages

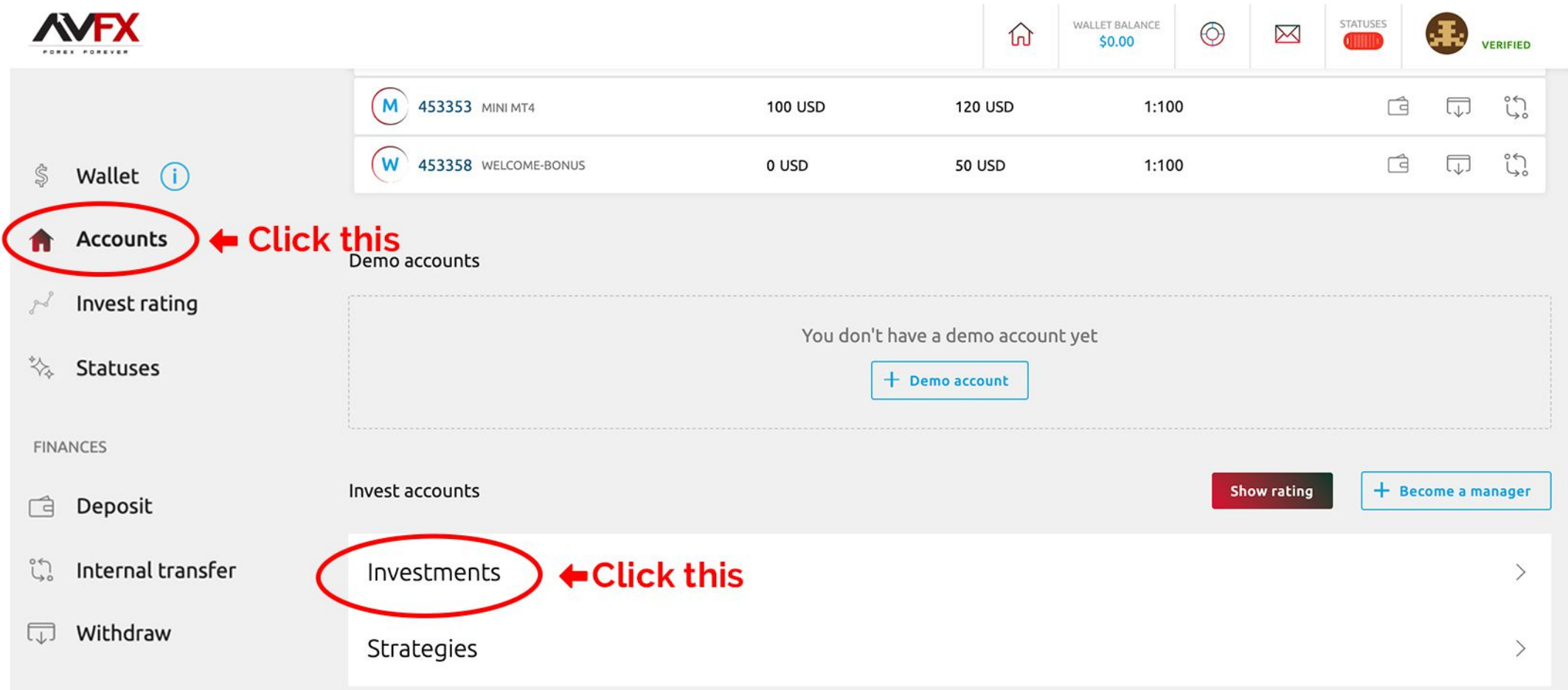
**AVFXCapital** Internal transfer has been executed

September 12, 2021  
12:39 PM



Internal transfer from wallet ( ██████@gmail.com) to 454456 has been executed  
Send amount is 100.00 USD

- You will receive a notification for successful payment for the Copy Trading Investment with the amount.



The screenshot shows the MFX trading platform interface. At the top, there is a navigation bar with icons for Home, Wallet Balance (\$0.00), a circular icon, an envelope icon, a Statuses icon, and a Verified user icon. Below this, there is a table of accounts:

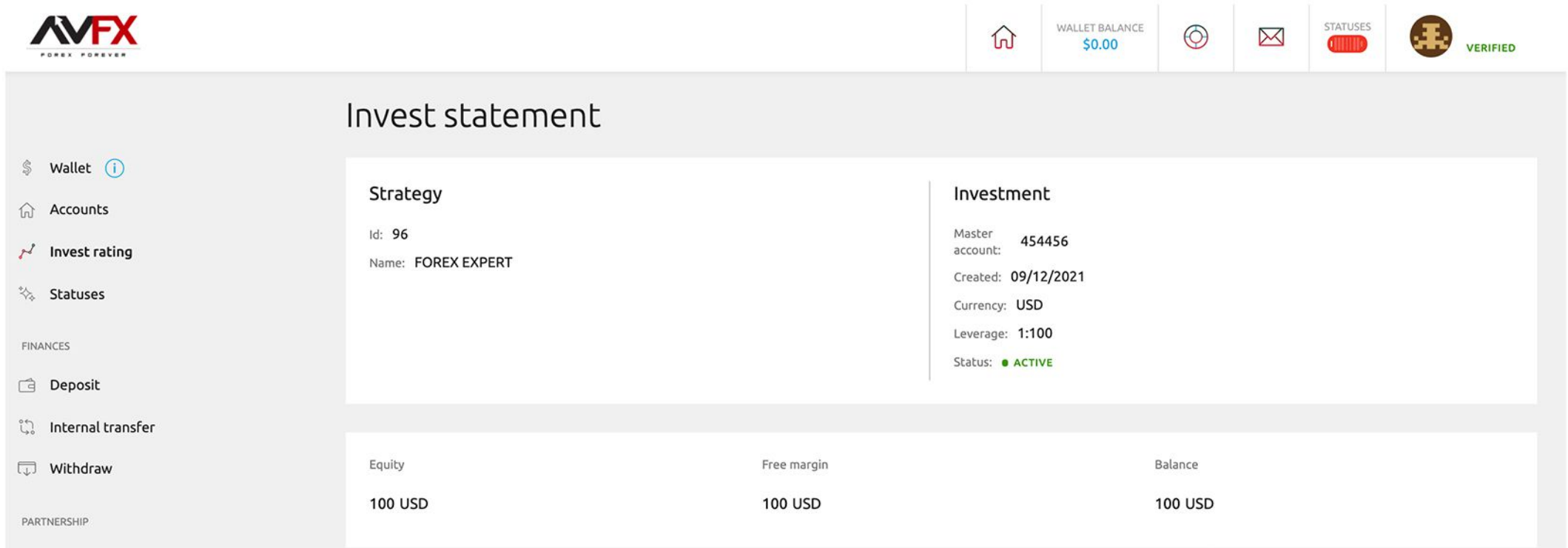
Account Type	Account ID	Account Name	Balance	Investment	Lot Size	Actions
Mini MT4	453353	MINI MT4	100 USD	120 USD	1:100	[Icons]
Welcome-Bonus	453358	WELCOME-BONUS	0 USD	50 USD	1:100	[Icons]

On the left side, there is a sidebar menu with the following items:

- Wallet (i)
- Accounts** (Home icon) ← Click this
- Invest rating
- Statuses
- FINANCES
  - Deposit
  - Internal transfer
  - Withdraw

The main content area shows "Demo accounts" with a message: "You don't have a demo account yet" and a "+ Demo account" button. Below this, there is a section for "Invest accounts" with a "Show rating" button and a "+ Become a manager" button. At the bottom, there are two options: "Investments" (circled in red) ← Click this, and "Strategies" (with a right arrow).

- To check the investment results:
  - Go to “Accounts” tab
  - Click “Investments”



The screenshot shows the MFX Copy Trading interface. At the top left is the MFX logo. The top right navigation bar includes a home icon, a 'WALLET BALANCE \$0.00' indicator, a target icon, an envelope icon, a 'STATUSES' button, and a 'VERIFIED' badge. The main content area is titled 'Invest statement' and is divided into two columns: 'Strategy' and 'Investment'. The 'Strategy' column shows 'Id: 96' and 'Name: FOREX EXPERT'. The 'Investment' column shows 'Master account: 454456', 'Created: 09/12/2021', 'Currency: USD', 'Leverage: 1:100', and 'Status: ACTIVE'. Below this, a table displays the investment results:

Equity	Free margin	Balance
100 USD	100 USD	100 USD

On the left side of the interface, there is a sidebar menu with categories: 'FINANCES' (containing Wallet, Accounts, Invest rating, Statures, Deposit, Internal transfer, Withdraw) and 'PARTNERSHIP'.

- You can see the result of the investment on the statement.