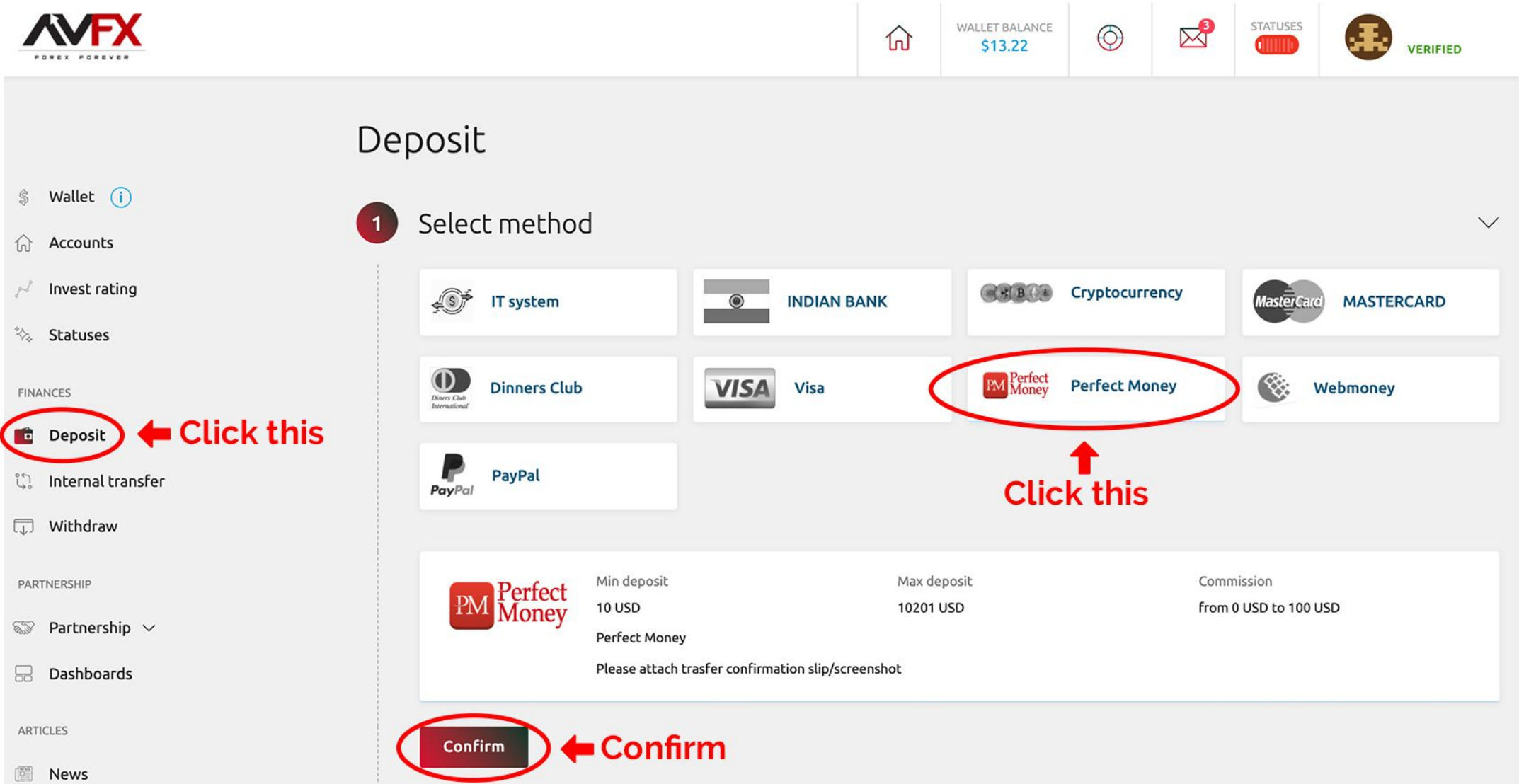


The screenshot shows the AVFX Capital website interface. At the top, there is a navigation bar with the AVFX logo, a language selector, and buttons for 'Create Account', 'Log In', and 'Copy Trading (New)'. A red arrow points to the 'Log In' button with the text 'Click this'. Below the navigation bar is a menu with links: Markets, Trading Accounts, Trading, Partnership, Promotion, Calenders, Education, Refer a Friend, and About Us. The main content area features a large blue banner for 'Introducing COPY TRADING' with the text 'Let's The Top Traders Work for You' and 'AVFX Capital's Copy Trading allows you to find, follow and copy successful traders automatically.' A red button labeled 'START COPY TRADING' is positioned below this text. To the right, three smartphone screens display trader profiles: Willow (#01) with a profit of +25%, Scarlett with a profit of +25%, and Madison with a profit of +25%. A large green arrow points from Willow's profile to the other two. In the bottom right corner, there is a speech bubble that says 'WE ARE ONLINE NOW!' and a green button labeled 'Online'. At the bottom of the page, there is a footer with the text 'Invest with Fast Direct Execution' and a URL: <https://secured.avfxcapital.com/auth/login>. Social media icons for WhatsApp, Facebook, Twitter, Instagram, LinkedIn, YouTube, and Pinterest are visible on the right side.

- Go to www.avfxcapital.com and Log in




The screenshot shows the MFX trading platform interface. At the top, there is a navigation bar with a home icon, wallet balance of \$13.22, a notification icon with 3 messages, a status icon, and a verified account icon. The main content area is titled "Deposit" and shows a list of deposit methods. The "Deposit" tab is highlighted in the left sidebar. The "Perfect Money" option is circled in red, and a red arrow points to it with the text "Click this". Below the list of methods, there is a table with deposit details for Perfect Money. The "Confirm" button is also circled in red, and a red arrow points to it with the text "Confirm".

Deposit

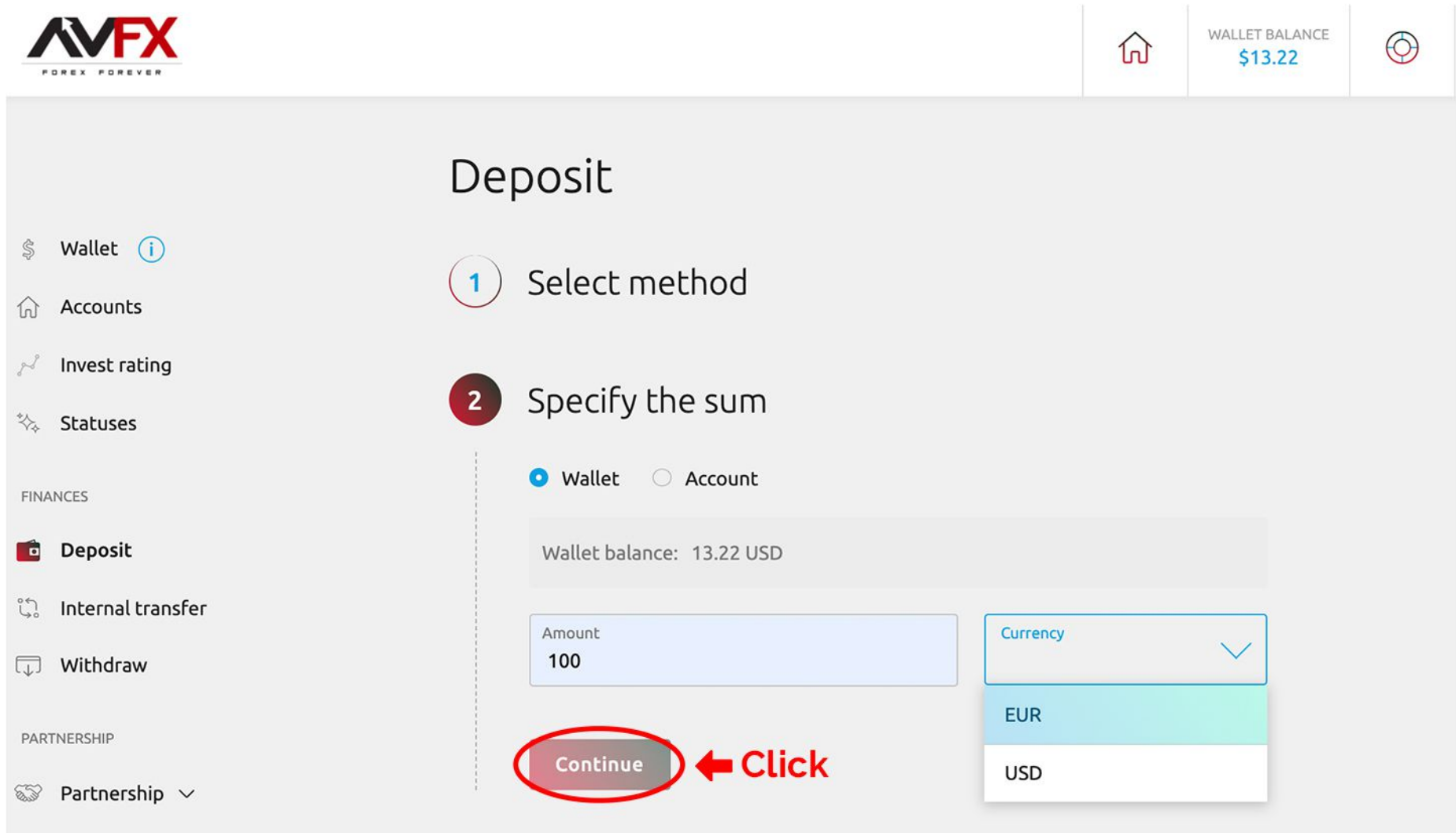
1 Select method

- IT system
- INDIAN BANK
- Cryptocurrency
- MASTERCARD
- Dinners Club
- Visa
- Perfect Money**
- Webmoney
- PayPal

	Min deposit 10 USD Perfect Money Please attach transfer confirmation slip/screenshot	Max deposit 10201 USD	Commission from 0 USD to 100 USD
-------------------------------------------------------------------------------------	-----------------------------------------------------------------------------------------------	--------------------------	-------------------------------------

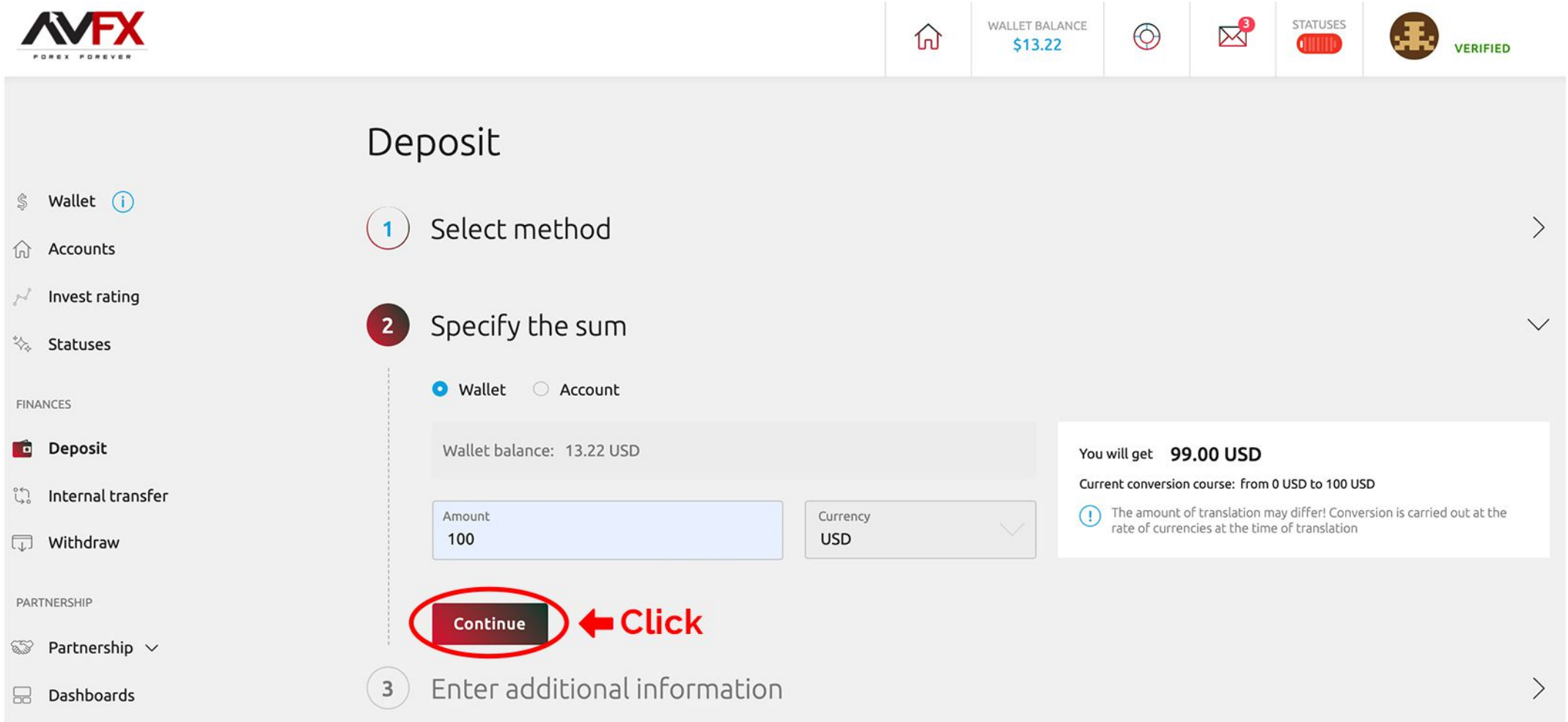
Confirm

- Click the “**Deposit**” tab
- Select “**Perfect Money**” option and click “**Confirm**”



The screenshot shows the AMFX website's deposit page. At the top left is the AMFX logo with the tagline 'FOREX FOREVER'. To the right of the logo, there is a home icon, a 'WALLET BALANCE \$13.22' indicator, and a target icon. The main content area is titled 'Deposit' and contains two numbered steps: '1 Select method' and '2 Specify the sum'. Under step 2, there are radio buttons for 'Wallet' (selected) and 'Account'. Below this, a grey box displays 'Wallet balance: 13.22 USD'. There are two input fields: 'Amount' with the value '100' and 'Currency' with a dropdown menu. The dropdown menu is open, showing 'EUR' and 'USD' options. A red circle highlights the 'Continue' button, with a red arrow and the text 'Click' pointing to it. On the left side, there is a navigation menu with categories: 'FINANCES' (Wallet, Accounts, Invest rating, Statuses) and 'PARTNERSHIP' (Partnership).


- Put the amount you want to deposit.
- Choose the currency USD or EUR.
- Click **“Continue”** to proceed.



The screenshot shows the MFX user interface for depositing funds. At the top, there is a navigation bar with the MFX logo, a home icon, a wallet balance of \$13.22, a notification icon with 3 alerts, a status icon, and a verified account icon. The main content area is titled "Deposit" and features a sidebar with navigation options: Wallet, Accounts, Invest rating, Statuses, FINANCES (Deposit, Internal transfer, Withdraw), and PARTNERSHIP (Partnership, Dashboards). The deposit process is shown in three steps: 1. Select method, 2. Specify the sum, and 3. Enter additional information. In step 2, the "Wallet" option is selected, and the wallet balance is 13.22 USD. The amount to deposit is set to 100, and the currency is USD. A "Continue" button is highlighted with a red circle and a red arrow pointing to it with the text "Click". A notification box on the right states: "You will get 99.00 USD" and "Current conversion course: from 0 USD to 100 USD". A warning icon indicates that the amount of translation may differ due to conversion rates at the time of translation.

- If you wish to use USD currency, put the amount and click “**Continue**” to proceed.


Deposit

- Wallet 
- Accounts
- Invest rating
- Statuses

FINANCES

- Deposit**
- Internal transfer
- Withdraw

PARTNERSHIP

- Partnership 
- Dashboards

1 Select method 

2 Specify the sum 

3 Enter additional information 

Your Perfect Money ID
U*****

Save my details

Click →

Confirm

Reset

- Provide your Perfect Money ID
- Click “**Confirm**” and pay at the Perfect Money gateway.

Deposit 19746

Wallet 

Accounts

Invest rating

Statuses


FINANCES

Deposit

Internal transfer

Withdraw

PARTNERSHIP

Partnership 

Dashboards

 Perfect Money	Amount	Id	Date	Payment system	Commission
Perfect Money	99 USD	19746	September 20, 2021	Perfect Money	1 USD
Status ● WAITING FOR MONEY					

Click this →

Make a deposit

Back

Payment proof

Upload payment proof

Click →

+ Drop your attachments here

JPG, PNG, DOC, DOCX, PDF

- Click the “**Make a deposit**” to open the Perfect Money gateway.
- After payment, send the proof of payment in “**Drop your attachments**”



Perfect Money® payment order Secure Transfer

Payment to: U23118999 (AVFXCapital)

Amount: 100.00 USD

Account type: Verified, 3.8 Trust Score point(s)

Credit rating: Normal, no overdue loans.

Please select desired payment method:

Perfect Money account
Pay from existing Perfect Money account


e-Voucher / Prepaid Card
Pay with Perfect Money e-Voucher

Click this →


- This is the Perfect Money payment gateway.
- Click the **“Make Payment”** to proceed.




Perfect Money® payment order

Payment to: U23118999 (AVFXCapital)
Account type: **Verified**, 3.8 Trust Score point(s) 
Credit rating: Normal, no overdue loans.
Amount: 100.00 USD
Memo: ref. # 19772

Authorize Payment

Member ID:
Password: 
Turing number:



- Complete the Payment Order along with your details.
- Once you have successfully made the payment, send us your proof of payment to be credited in your account.